



Postal 10 by Actiu

Discover Postal 10, the storage solution that redefines modern workspaces. In the context of new work dynamics and "clean desk" policies, Postal 10 emerges as the intelligent alternative to traditional pedestals or credenzas in endless workstation offices. This modular system offers specific and personalized zones for individual storage, fostering more orderly and functional shared spaces. Postal 10 perfectly adapts to the changing needs of each user and the company, providing flexibility and design in a single product. Transform your office and promote a culture of organization and efficiency with Postal 10.

Technical data

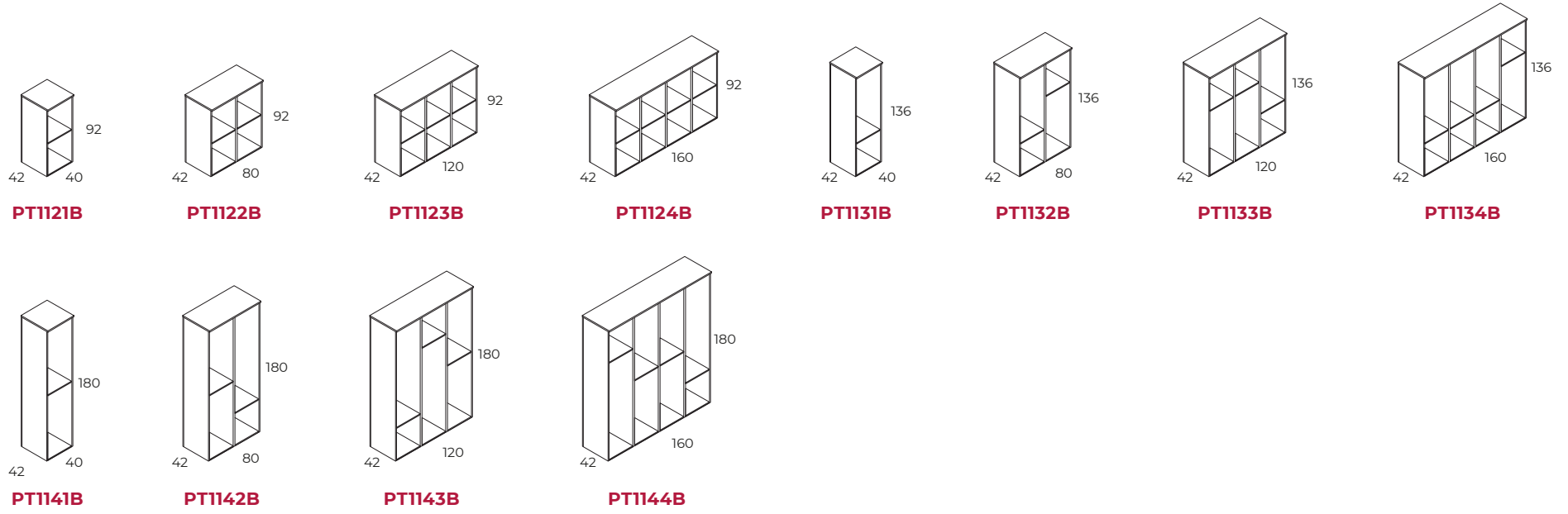
Program of Postal 10	3
Technical specifications	4
Finishes available	5
How to order a Postal 10 locker	7
Examples of Postal 10 Lockers	8
Packs, weights & volumes	11

4 heights	19
Accessories module 4 heights	20
Accessories - Door / Front	21
Accessories	22

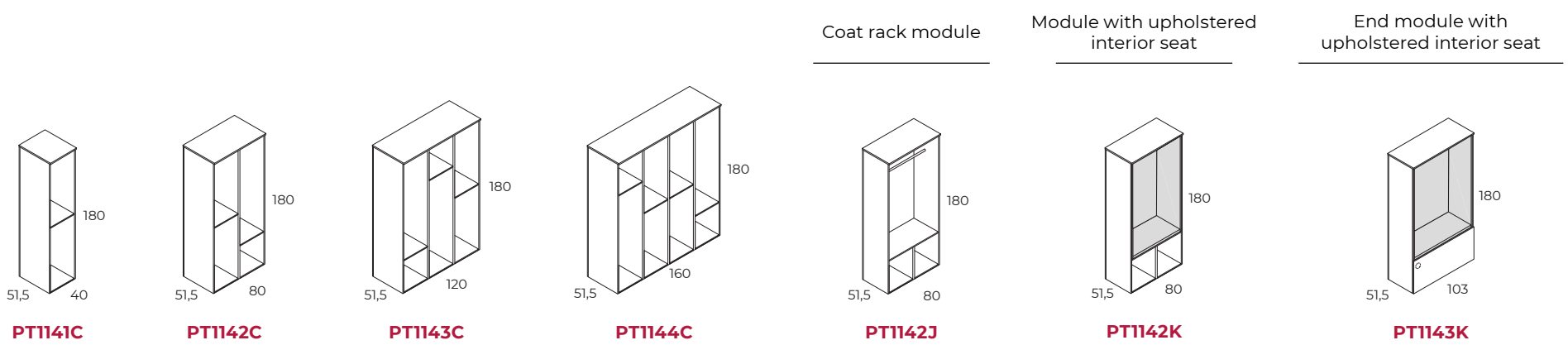


Program of Postal 10 · Lockers module

42 cm depth



52 cm depth



Program of Postal 10 · Accessories

Fixed shelf (Structural)

42 cm depth



XPTSH1010404

52 cm depth



XPTSH1010405

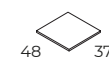
Adjustable shelf (Height adjustable)

42 cm depth



XPTSH101M404

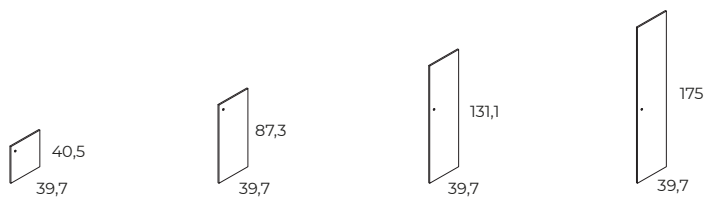
52 cm depth



XPTSH101M405

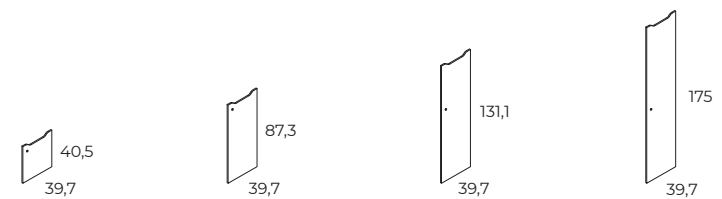
Door

Straight door



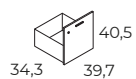
XPTPT101A104 XPTPT101A204 XPTPT101A304 XPTPT101A404

Scoop/letterbox door



XPTPT101B104 XPTPT101B204 XPTPT101B304 XPTPT101B404

Straight front pull-out drawer with handle



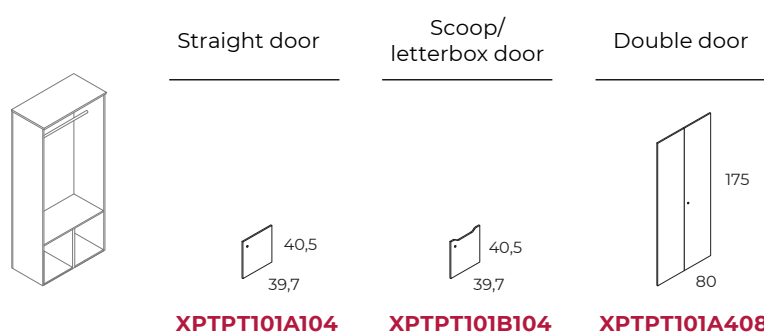
XPTCE101A104

Front scoop/letterbox pull-out drawer



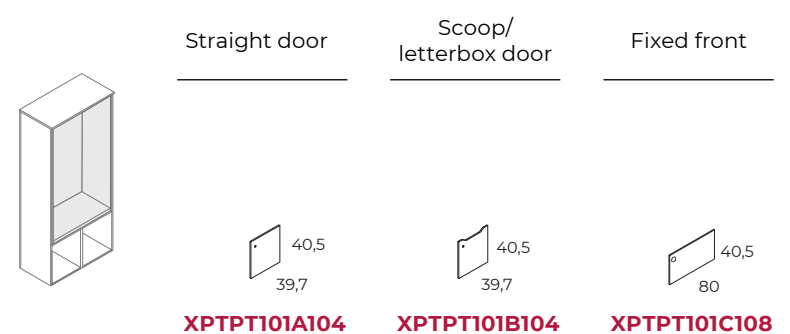
XPTCE101B104

Doors for coat rack module



XPTPT101A104 XPTPT101B104 XPTPT101A408

Doors for module with upholstered interior seat

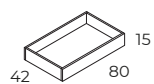


XPTPT101A104 XPTPT101B104 XPTPT101C108

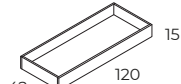
Program of Postal 10 · Accessories

Gardeners / Multifunction drawer

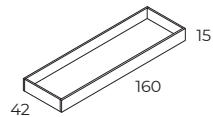
42 cm depth



XPTCJ1010804

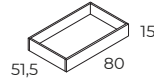


XPTCJ1011204

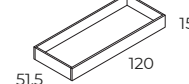


XPTCJ1011640

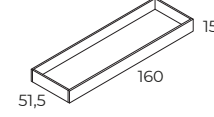
52 cm depth



XPTCJ1010805

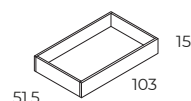


XPTCJ1011205



XPTCJ1011605

Multifunction drawer for end module with upholstered interior seat

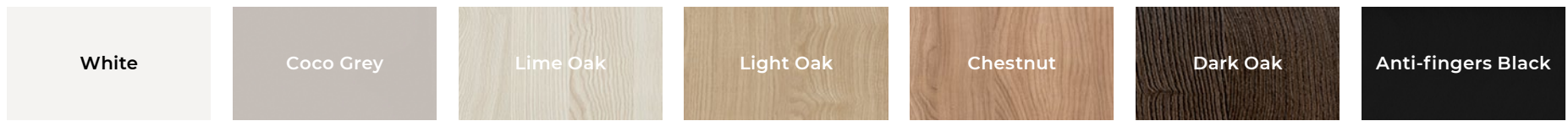


XPTCJ1011005

Technical specifications

Model	Postal 10
LOCKERS MODULE	
Body	<ul style="list-style-type: none"> 16 mm thick MFC end panels. 30 mm thick MFC central panels. 19 mm thick MFC bottom panel (base). 16 mm thick fixed intermediate MFC shelves / dividers. 19 mm thick MFC top. 16 mm thick visible MFC back panel. Joining hardware between modules. Floor fixing system.
Supports	Anti-humidity foot with levelers. Easy access interior leveling.
COAT RACK MODULE	
Body	<ul style="list-style-type: none"> Coat rack module made of MFC with different thicknesses, with a visible back featuring a 16 mm thick MFC finish. Transversal bar made of aluminum tube serving as a coat hanger. Joining hardware between modules. Floor fixing system.
Supports	Anti-humidity foot with levelers. Easy access interior leveling.
MODULE WITH UPHOLSTERED INTERIOR SEAT / END MODULE WITH UPHOLSTERED INTERIOR SEAT	
Body	<ul style="list-style-type: none"> Coat rack module made of MFC with different thicknesses, with a visible back featuring a 16 mm thick MFC finish. Joining hardware between modules. Floor fixing system.
Upholstery type interior finish	<ul style="list-style-type: none"> Sides and top made of 19 mm thick MFC chipboard covered with a 2 mm medium-density foam. Back made of 10 mm thick MFC chipboard covered with a 10 mm medium-density foam. Seat made of MFC chipboard covered with a medium-density foam to ensure comfortable seating. Upholstered in different ranges of fabrics and finishes.
Supports	Anti-humidity foot with levelers. Easy access interior leveling.
Fixed front (End module with upholstered interior seat)	<ul style="list-style-type: none"> Optional fixed front for Module with upholstered interior seat, made of 19 mm thick MFC chipboard. Possibility of incorporating small-sized surface connectivity
DOOR / FRONT	
Door with hinge	<ul style="list-style-type: none"> Straight door with hinge: 16 mm thick MFC door; hinges with a two-piston damping system with silicone oil, adjustable and integrated into the cup. Scoop/letterbox door with hinge: 16 mm thick MFC door with a slot/mail opening; hinges with a two-piston damping system with silicone oil, adjustable and integrated into the cup.
Pull-out drawer (can only be placed in the lower row of the locker)	<ul style="list-style-type: none"> Straight front pull-out drawer with handle: 16 mm thick MFC front (in black MFC the thickness will be 19 mm); 0.8 mm thick sheet metal bin; ball-bearing slide runners; zamak surface handle. Front scoop/letterbox pull-out drawer: 16 mm thick MFC front (in black MFC the thickness will be 19 mm); 0.8 mm thick sheet metal bin; ball-bearing slide runners.
Locking system	4 MODELES de cerradura: Cylinder lock with key, combination lock, keypad Mini and RFID card Mini
Fixed front	<ul style="list-style-type: none"> Optional fixed front for Module with upholstered interior seat, made of 19 mm thick MFC chipboard. Possibility of incorporating small-sized surface connectivity.
ACCESSORIES	
Shelf	16 mm thick mobile MFC shelves. Shelf adjustment in 2 different positions (optional).
Multifunction drawer	<ul style="list-style-type: none"> Multifunction drawer / gardeners as accessories. Made of 19mm MFC. These elements enhance the value of biophilia in workspaces, integrating nature in a practical way. It is important to note that they are designed for use with dry plants (cannot be watered).
Label holder	Label holder made of transparent methacrylate for easy user assignment.

Finishes available



Front models

Doors



Door with hinges

Door with hinges with little letterbox

Doors + Drawers (can only be placed in the lower row of the locker)



Door with hinges

Door with hinges with little letterbox



Extractable drawer with handle

Extractable drawer with little letterbox

Locking system

Cylinder lock with key



Locking system using a cylinder lock with included key. This traditional mechanism provides a secure and simple method for the individual opening and closing of each compartment.

Combination lock



4-digit combination lock. This locking system offers a keyless alternative, allowing users to set and remember a personal numerical code to secure their belongings.

Keypad Mini



The Postal locker has the possibility of incorporating a mini electronic keypad lock. This locking solution integrates discreetly, offering a superior level of security and protection. Its alphanumeric keypad interface facilitates operation. The keypad is an ideal option for spaces with frequent user rotation.

Shared Use: For easy day-use, it allows selecting a free space and entering a 4-7 digit code to lock and unlock the lock. After use, the lock is ready for another user and code.
Assigned Use: For long-term storage, Management programs single or multiple codes per user. Each user unlocks with their code. To lock, close the door and turn the knob. The slam cam option automatically relocks when closed.

RFID card Mini



The Postal locker offers the option to integrate a Mini RFID card lock. This electronic locking system allows quick and secure access using radio-frequency identification cards, providing efficient and contactless management for users.

Shared Use: For simple day-use, it allows selecting a free space and presenting a valid RFID credential to lock and unlock the lock. After use, the lock is ready for another user and RFID credential.
Assigned Use: For long-term storage, management programs single or multiple RFID credentials per user. Each user unlocks with their assigned credential. To lock, close the door and turn the knob. The slam cam option automatically relocks when closed.

The lock does not include RFID credentials; each user will need to provide their own credential.

RFID Compatibility: This system is compatible with 13.56 MHz RFID standards (ISO 14443A, ISO 14443B, ISO 15693), including HID™ iCLASS™, MIFARE (Classic 1K-4K, Ultralight, DESFire EV1/EV2, Plus S), FeliCa, LEGIC Advant, and HID™ SEOS™.

IT IS MANDATORY TO REQUEST THE MASTER AND PROGRAMMING KEYS FOR THE KEYPAD MINI AND RFID CARD MINI
 It is essential to request the master and programming keys, which are not automatically supplied with the purchase of the lockers.
 We kindly ask that you include in your order a minimum of one Master Key and one Programming Key for each purchase made.

Upholstery type · interior finish

Fabric AT · Basic F.R.




Fabric AE · Era



Fabric AI · Radio




Fabric AO · Tonal



Fabric AD · Felicity

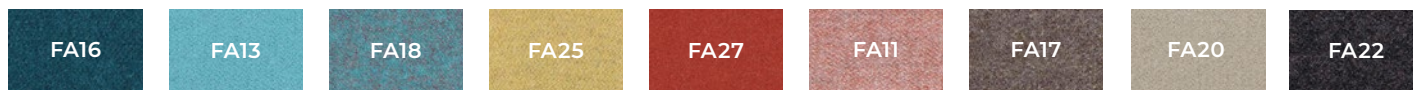


Fabric CM · Step & Step Melange



6

Fabric FA · Synergy



Wiring access



Surface wiring access with reduced dimensions, combining 1 power socket with different USB combinations for charging mobile devices, tablets and laptops.

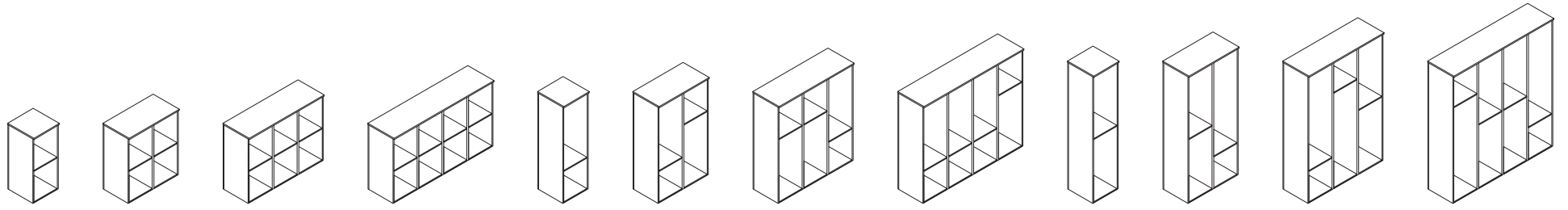
How to order a Postal 10 locker

To facilitate the correct processing of your Postal 10 Locker order, please take into account the following instructions to specify your requirements. The configuration of these Lockers allows for various options that we will detail below to ensure that your request perfectly fits your needs.

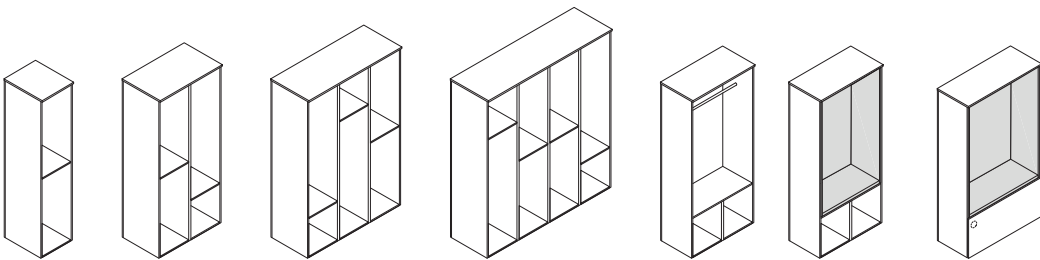
1 Select the module and body finish

The first step to configure your Postal 10 locker involves selecting the base modules, available in various dimensions and heights, which can be complemented with additional coat rack and seating modules, according to your storage and functionality requirements.

42 cm depth



52 cm depth

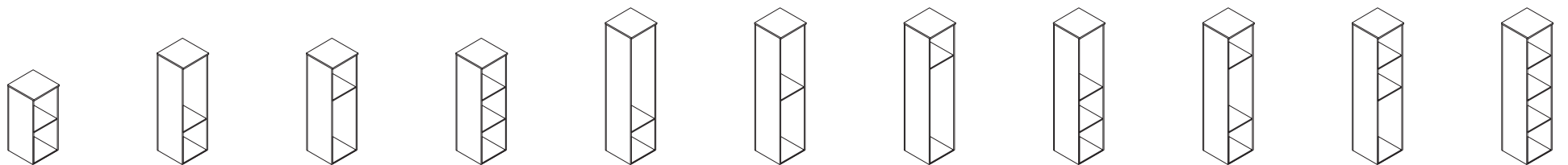


1.2 Body finish



2 Select the number of fixed shelves and their location within the modules.

Secondly, you will need to specify the desired number of fixed shelves and the precise location of each one within the previously selected base modules. This definition will allow for the optimization of the interior space of each compartment according to your organization needs.



The locker modules include one shelf per column; it is mandatory to place one shelf per column as they have a structural function.

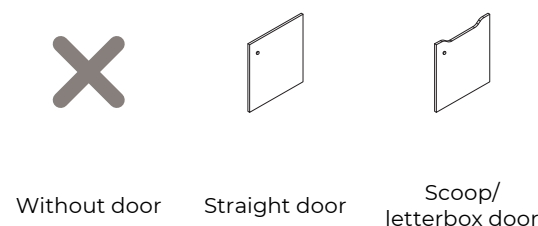
2.2 FINISHED estantes



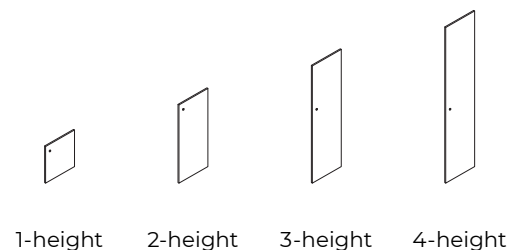
3 Select the doors for each module.

The third step in configuring your Postal 10 locker involves selecting the doors for each individual module. This includes specifying the door type (e.g., hinged, sliding), the required size, the desired aesthetic finish, and the type of lock that best suits your security and usage needs.

3.1 Door type



3.2 Door size



3.3 Door finish



3.4 Locking system



4 Select accessories

Finally, as the last step to complete the configuration of your Postal 10 locker, you can select optional accessories according to your specific needs. Among these are the multifunction drawer/planter and the height-adjustable shelves, which offer additional functionalities and greater organizational flexibility.

Examples of Postal 10 Lockers

EXAMPLE CONFIGURATION 01 / 52cm depth



*Plants and props are not included.

EXAMPLE CONFIGURATION 02 / 42cm depth

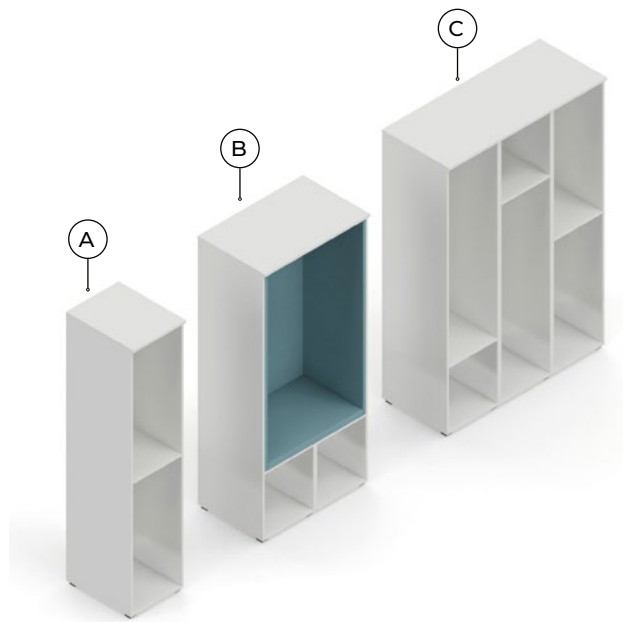


8

Examples of Postal 10 Lockers


EXAMPLE CONFIGURATION 01 / 52cm depth

1 Select the modules and the body finishes.



REFERENCE	FINISHED	UDS	DESCRIPTION
A PT1141CFM00	White MFC	x1	Postal 10 lockers, 1-column module, 4 heights, 51,5 cm depth
B PT1142KFM00AO62	White MFC Fabric Tonal AO62	x1	Postal 10 lockers, Module with upholstered interior seat, 2 columns, 4 heights, 51,5 cm depth
C PT1143CFM00	White MFC	x1	Postal 10 lockers, 3-column modules, 4 heights, 51,5 cm depth

2 Select the number of fixed shelves and their location




*The modules lockers include one shelf per column; it is mandatory to place one shelf per column as they have a structural function.

REFERENCE	FINISHED	UDS	DESCRIPTION
XPTSH1010405M00	White MFC	x6	Fixed shelf, 51,5 cm depth

3 Select the doors for each module.

3.1



3.2



3.3



3.4



REFERENCE	MODELE	MEASURE	FINISHED	LOCKING SYSTEM	UDS
3.1 XPTPT101A204M002	Straight door with hinge	2 heights	White MFC	Combination lock	x2
3.2 XPTCE101B104M001	Front scoop/letterbox pull-out drawer	1 height	White MFC	Cylinder lock with key	x2
3.3 XPTPT101A104M004	Straight door with hinge	1 height	White MFC	RFID card Mini	x6
3.4 XPTPT101B404M001	Front scoop/letterbox pull-out drawer	4 height	White MFC	Combination lock	x1

4 Select accessories




REFERENCE	FINISHED	UDS	DESCRIPTION
XPTCJ1011205M00	White MFC	x2	Multifunction drawer, 3-column modules, 51,5cm depth

Examples of Postal 10 Lockers

EXAMPLE CONFIGURATION 02 / 42cm depth

1 Select the modules and the body finishes.



REFERENCE	FINISHED	UDS	DESCRIPTION
A PT1133BFM10	Light Oak MFC	x1	Postal 10 lockers, 3-column modules, 3 heights, 42 cm depth
B PT1134BFM10	Light Oak MFC	x1	Postal 10 lockers, 4-column modules, 3 heights, 42 cm depth

2 Select the number of fixed shelves and their location



REFERENCE	FINISHED	UDS	DESCRIPTION
XPTSH1010404M10	Light Oak MFC	x4	Fixed shelf, 42 cm depth

3 Select the doors for each module.

10



REFERENCE	MODELE	MEASURE	FINISHED	LOCKING SYSTEM	UDS
3.1 XPTPT101B104M103	Scoop/letterbox door with hinge	1 height	Light Oak MFC	Keypad Mini	x8
3.2 XPTPT101B104M003	Scoop/letterbox door with hinge	1 height	White MFC	Keypad Mini	x6
3.3 XPTPT101B204M101	Scoop/letterbox door with hinge	2 heights	Light Oak MFC	Cylinder lock with key	x1
3.4 XPTPT101B204M001	Scoop/letterbox door with hinge	2 heights	White MFC	Cylinder lock with key	x1
3.5 XPTPT101B304M101	Scoop/letterbox door with hinge	3 heights	Light Oak MFC	Cylinder lock with key	x1

4 Select accessories



REFERENCE	FINISHED	UDS	DESCRIPTION
XPTSH101M404M10	Light Oak MFC	x1	Adjustable shelf, 42 cm depth

Packs, weights & volumes

MODELE	Packs	Weights	Volumes
Postal 10 · 42cm depth locker	↓	↓	↓
PT1121B			
PT1122B			
PT1123B			
PT1124B			
PT1131B			
PT1132B			
PT1133B			
PT1134B			
PT1141B			
PT1142B			
PT1143B			
PT1144B			
XPTSH1010404			
Postal 10 · 52cm depth locker	↓	↓	↓
PT1141C			
PT1142C			
PT1143C			
PT1144C			
XPTSH1010405			
PT1142J			
PT1142K			
PT1143K			
Postal 10 · Accessories	↓	↓	↓
XPTPT101A104			
XPTPT101A204			
XPTPT101A304			
XPTPT101A404			
XPTPT101B104			
XPTPT101B204			
XPTPT101B304			
XPTPT101B404			
XPTCE101A104			
XPTCE101B104			
XPTKE101M			
XPTKE101P			
XPTPT101A408			
XPTPT101C108			
XPTCJ1010804			
XPTCJ1011204			
XPTCJ1011604			
XPTCJ1010805			
XPTCJ1011205			
XPTCJ1011605			
XPTCJ1011005			
XPTSH101M404			
XPTSH101M405			
XPTET101003			

11



Ecodesign

	Postal 10 · Filing Systems
Recycled materials	51,46%
Production	100%
Transportation	100%
Usage	Easy
Disposal	92,75%

Recycled materials: Maximum use of materials to eliminate waste and minimize residues. Use of recyclable materials and recycled materials in components that do not affect functionality and durability. **Production:** Maximum optimization of energy use. Minimum environmental impact. State-of-the-art technological systems. Zero wastewater discharge. VOC-free coatings. Processes free of heavy metals, phosphates, OC and COD. **Transportation:** Removable systems. Volumes that facilitate space optimization. Maximum reduction of energy consumption per transport. **Usage:** Quality and warranty. Long useful life. Possibility of substitution and replacement of elements. **Disposal:** Waste reduction. Supplier-manufacturer packaging reuse system. Easy separation of components. Solvent-free, water-based printing inks on packaging.

Regulations & EPD

The **Postal 10** have passed the tests carried out in our laboratory and the tests performed at the Instituto Tecnológico del Mueble (AIDIMA) corresponding to the standard:

Regulation	Description

Certificates

