



ELEVAR

RAISING THE STANDARD

Adjustable
Desks



CRANK RANGE

Elevar Crank+ is a range of manual height adjustable frames with a difference! Most manual crank frames change height very slowly and don't go to a height suitable for anything other than sitting. Not so with Crank+!

Backed by a 10 year warranty on frame and mechanical components and available in straight, 90° and 120° frames in Silver and White, the Elevar Crank+ becomes a new standard for manual height adjustable frames.

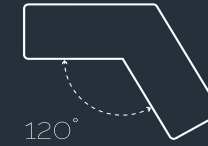
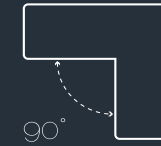
Elevar – Raising the Standard





SPECIFICATIONS

All of the Elevar Crank+ range provides the following configurations, features and options



STRAIGHT



HEIGHT RANGE

655mm - 1105mm
with 25mm Top



WEIGHT

100kg static
50kg dynamic



WARRANTY

10 Years
Gear and Frames






LEG STAGE

2 Stage Leg



COLOUR

Silver &
White

	90°	120°	STRAIGHT
WIDTH RANGE 	1200/2100MM X 1200/2100MM	1200/2100MM X 1200/2100MM	1200/2100MM
MIN/MIN DEPTH 	600/900MM	600/900MM	600/900MM
SPEED 	4.5MM PER TURN	4.5MM PER TURN	12MM PER TURN

ELECTRIC RANGE

The Elevar ELECTRIC Series of height adjustable desks promote a more balanced and healthy lifestyle in the workplace. You can trust the reliability and quality of our products as we are one of the few companies of our kind that is certified by AFRDI.

Our ELECTRIC Series are packed with amazing features while looking modern and stylish.

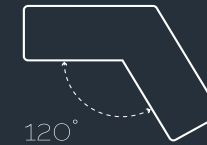
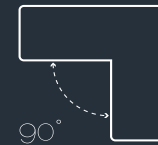
Available in Silver, Black and White, the Elevar ELECTRIC Series is backed by a comprehensive 10 Year guarantee.





SPECIFICATIONS

Elevar electric range offer the following specifications & options



HEIGHT RANGE
635mm - 1285mm
with 25mm Top



WARRANTY
10 Years
All Components



AFRDI
Certificate Number
12425/1



CONTROLLER
Programmable
Controller















OVERHEAT SAFETY
Automatic overheat
Cut-off Switch



SHELF STOP
Programmable Safe
Range



IMPACT SAFETY
Automatic Collision
Control

	90°	120°	STRAIGHT
WIDTH RANGE	 1200/2100MM X 1200MM/2100MM	 1200/2100MM X 1200MM/2100MM	 800MM - 2100MM
MAX / MIN DEPTH	 600/900MM	 600/900MM	 600/900MM
NO. MOTORS & LEGS	 3 MOTORS & FRAMES	 3 MOTORS & FRAMES	 2 MOTORS & FRAMES
LOAD CAPACITY	 150KG	 150KG	 120KG

ELECTRIC DRIVE TUBE

The base model Elevar single motor frame offers functionality and strength at a fantastic price. Perfect for light commercial use, the European designed electrics and motor operate a drive tube for fast and quiet operation.



STRAIGHT



HEIGHT RANGE
685mm - 1185mm
with 25mm Top



WIDTH RANGE
1200mm - 2000mm



MAX WEIGHT
70kg



IMPACT SAFETY
Automatic Collision
Control



SHELF STOP
Programmable
Safe Range



OVERHEAT SAFETY
Automatic overheat
Cut-off Switch



CONTROLLER
Up/Down Button



WARRANTY
10 Years Frame
5 Years Motor



MOTORS
1 Motors

- OPTIONS**
- A ----- • PROGRAMMABLE CONTROL
 - B ----- • T-FOOT CONFIGURATION
 - C ----- • SHORT BEAM SET 800MM-1200MM
 - EXTENDED WARRANTY 10 YEARS ON FRAME AND MOTOR





MEETING TABLE

Provide staff with a flexible, stylish workplace with our electric sit-stand meeting tables. Team members can sit or stand at their next meeting, using one of the fastest and quietest desks on the market.



STRAIGHT



HEIGHT RANGE
635mm - 1285mm
with 25mm Top



WIDTH RANGE
1200mm - 2400mm



MAX WEIGHT
120kg



MOTORS/LEGS
2 Motors &
Legs



WARRANTY
10 Years
All Components



AFRDI
Certificate Number
12425/1



IMPACT SAFETY
Automatic Collision
Control



SHELF STOP
Programmable Safe
Range



OVERHEAT SAFETY
Automatic overheat
Cut-off Switch



CONTROLLER
Programmable
Controller



OPTIONAL
750mm T-Feet for
1200mm+ Depth Tables



ELEVAR

RAISING THE STANDARD

info@t-c-w.com.au

